



Hands-on Workshop

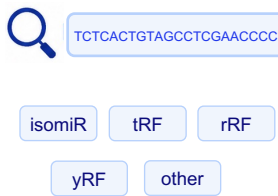
CMCexplorer for sncRNA Data Analysis

CMCexplorer allows you to explore small non-coding RNA (sncRNA) molecules and profiles from thousands of datasets across the Sequence Read Archive (SRA), the International Nucleotide Sequence Database Collaboration (INSDC), and others. Explore within or across one or more samples, and investigate specific isoforms such as isomiRs, tRFs, rRFs, and yRFs.

CMCexplorer at a glance

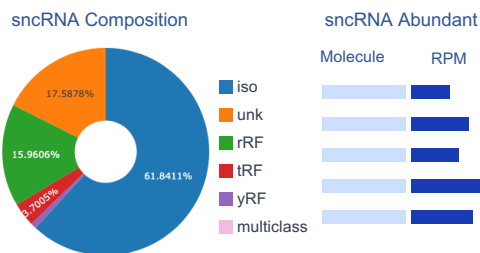
- 🗄️ **61,904** datasets
- 🔗 **8,625,844** molecules ≥ 10 RPM
- 🔗 **69,244** isomiRs
- 🔗 **256,918** rRFs
- 🔗 **67,181** tRFs
- 🔗 **9,280** yRFs
- 🔗 **8,219,349** unk
- ⊕ **3,872** multiclass

Molecule Explorer



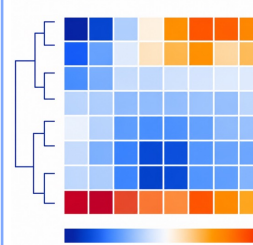
Explore molecules and isoforms across datasets

sncRNA Profile Overview



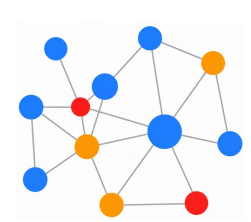
Inspect the composition of sncRNA types and identify the most abundant sncRNAs

Heatmaps



Visualize expression patterns across samples

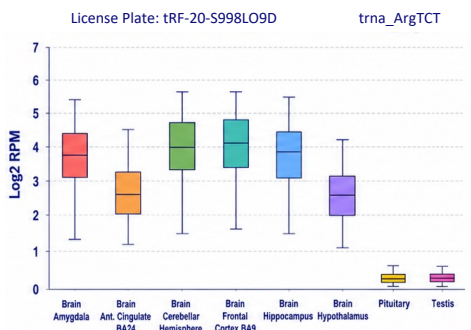
Networks



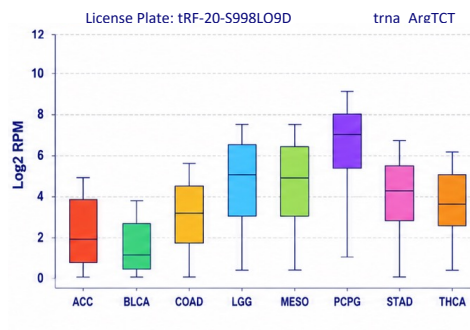
Explore relationships between molecules

Evidence in action: Explore sncRNA data

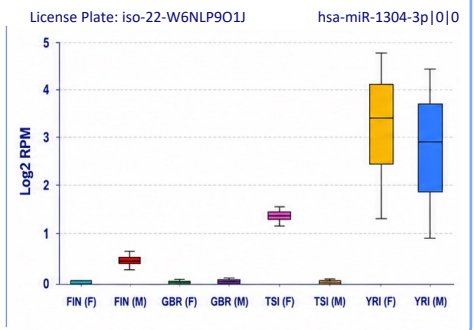
Expression across tissues



Expression across cancer



Population-level comparison



What you will do in the workshop

- ✓ Explore sncRNA composition in samples
- ✓ Find top-expressed sncRNAs
- ✓ Inspect specific molecules such as isomiRs across tissues
- ✓ Compare expression across tissues or populations
- ✓ Use heatmaps and networks to interpret patterns



Participants should bring a laptop

Workshop details

- 📅 **Date:** Wednesday, July 8
- 🕒 **Time:** 09:00-12:00
- 📍 **Location:** Hamilton Building, TJU



Seats are limited - Apply by Friday, June 19, 2026



Scan me!



Accelerate Discovery
Generate hypotheses and move your research forward faster



Save Time
Skip data processing and focus on discovery



Trusted Data
Data processed with standardized analysis protocols



Intuitive Exploration
Powerful visualizations for quick, interactive analysis



Built for Researchers
No coding required. Just explore, learn, and discover